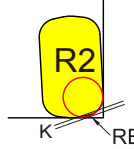
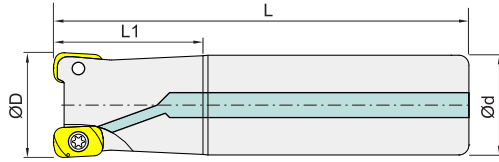



編製CAM程序時，請將ATN設為圓弧頭銑刀，此時的近似刀尖圓弧半徑RE值及切削殘留量
When using the ATN, please program the approximate radius as indicated. The approximate uncut portions for the program are as follows.



刀片大小 Item size	近似RE(mm) Approx. RE	殘留量K(mm) Remains
ENMU06	2.0	0.2



內徑車刀
BORING BARS

外徑車刀
TOOLHOLDERS

牙刀 & 開槽刀
THREADING & GROOVING

銑刀
MILLING

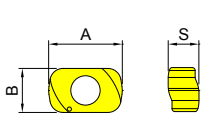
孔加工
BORING TOOLS COMPONENTS

配件
SPARE PARTS

NEW
NEW
NEW

Item code		Dimensions, mm				Teeth	Insert	Spare parts	Weight Kg
無水孔 Non-coolant	水孔 Coolant	D	d	L	L1				
	ATN06-172-A16-200T	17	16	200	30	2	ENMU06...	①	0.24
	ATN06-213-A20-200T	21	20	200	30	3			0.49
	ATN06-264-A25-250T	26	25	250	35	4			0.95

被切削材 Workpiece material	Steel 鋼	P	●	●	
	Stainless steel 不銹鋼	M		●	
	Cast iron 鑄鐵	K	●	●	
	Non-ferrous metal 非鐵金屬	N			●
	Hardened steel 高硬度材	H	●		

Insert Shape	Description	GRADE 材質			Dimensions, mm			
		Coated 塗層			A	B	S	Re
		JP4120	MW915	MW913				
	ENMU0603ER-B	●			10	6	4.2	--
	ENMU0603ER-C	●						
	ENMU060318ER-B		●	●				