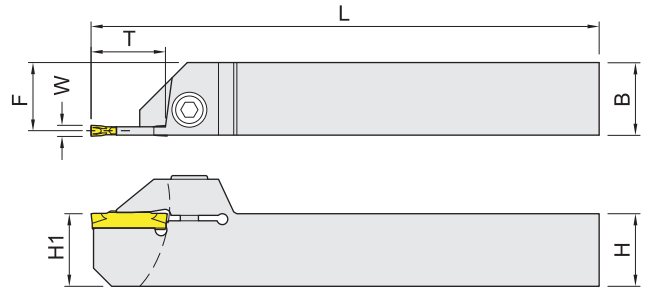



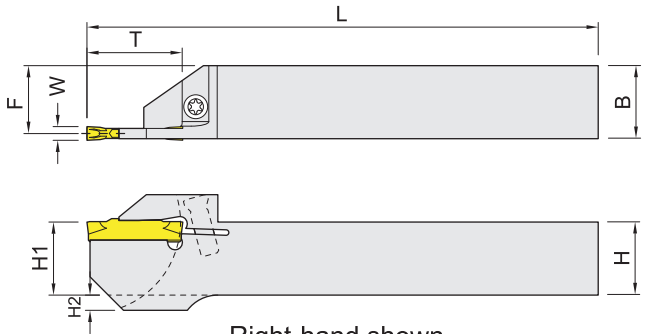

GYM



Right-hand shown

Item code	Dimensions,mm					Width W(mm)	Insert	Screw	Wrench	Weight Kg
	H(H1)	B	L	F	T					
NEW GYMR-2525M-2-10L	25	25	150	24.25	10	2.0	GY2M02..D	HTM630	PL50	0.78
GYMR-2020K-2-13L	20	20	125	19.25	13					0.42
NEW GYMR-2525M-2-13L	25	25	150	24.25	18	3.0	GY2M03..F	HTM625	PL50	0.78
GYMR-2020K-2-18L	20	20	125	19.25						0.42
NEW GYMR-2525M-2-18L	25	25	150	24.25	12	4.0	GY2M04..G	HTM625	PL50	0.78
GYMR-2020K-3-08L	20	20	125	18.85						0.42
GYMR-2525M-3-08L	25	25	150	23.85	20	5.0	GY2M05..H	HTM625	PL50	0.78
GYMR-2020K-3-12L	20	20	125	18.85						0.42
GYMR/L-2525M-3-12L	25	25	150	23.85	20	5.0	GY2M05..H	HTM630	PL50	0.78
GYMR/L-3232P-3-12L	32	32	170	30.85						1.43
GYMR/L-2020K-3-20L	20	20	125	18.85	20	5.0	GY2M05..H	HTM625	PL50	0.42
GYMR/L-2525M-3-20L	25	25	150	23.85						0.78
GYMR-2020K-4-20L	20	20	125	18.35	20	5.0	GY2M05..H	HTM625	PL50	0.42
GYMR-2525M-4-20L	25	25	150	23.35						0.78
GYMR-2020K-5-20L	20	20	125	17.95	20	5.0	GY2M05..H	HTM625	PL50	0.42
GYMR-2525M-5-20L	25	25	150	22.95						0.78
GYMR-3232P-5-20L	32	32	170	29.95	20	5.0	GY2M05..H	HTM630	PL50	1.43

GYM..LH



Right-hand shown

Item code	Dimensions,mm							Width W(mm)	Insert	Screw	Wrench	Weight Kg
	H(H1)	B	L	F	T	H2						
GYMR/L-1010K-2-11LH	10	10	125	9.25	11	2	2.0	GY2M02..D	MS4013F	ETL15	0.10	
GYMR/L-1212K-2-13LH	12	12	125	11.25	13	2					0.17	
GYMR/L-1212K-2-17LH	12	12	125	11.25	17	2	3.0	GY2M03..F			0.17	
GYMR-1616K-2-13LH	16	16	125	15.25	13	--					0.25	
GYMR/L-1616K-2-18LH	16	16	125	15.25	18	--	3.0	GY2M03..F			0.25	
GYMR-1616K-3-16LH	16	16	125	14.85	16	--					0.25	
GYMR-1616K-3-20LH	16	16	125	14.85	20	--					0.25	

※走心式刀 SWISS-TYPE

※內徑開槽刀桿 GYIR 系列，請參考 135 頁 Please refer to page 135 for internal grooving tool holders.