

內徑車刀
BORING BARS

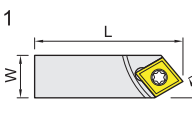



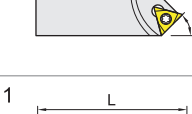

外徑車刀
TOOLHOLDERS

牙刀 & 開槽刀
THREADING & GROOVING

銑刀
MILLING

孔加工
BORING TOOLS COMPONENTS

配件
SPARE PARTS

Insert Shape	Fig-1 Item code	Insert	Fig-2 Item code	Insert	Fig-2 Item code	Insert	Fig-3 Item code	Insert	Dimensions, mm			Weight (kg)
									H	W	L	
	TBS306	CC..0602..	TSBS306	TC..0902..	SBS306	TP..0902..			6	6	55	0.03
	TBS308	CC..0602..	TSBS308	TC..0902..	SBS308	TP..0902..	SBS308A	TP..0902..	8	8	55	0.04
	TBS310	CC..0602..	TSBS310	TC..0902..	SBS310	TP..0902..	SBS310A	TP..0902..	10	10	65	0.06
	TBS313	CC..09T3..	TSBS313	TC..1102..	SBS313	TP..1103..	SBS313A	TP..1103..	13	13	80	0.12
	TBS316	CC..09T3..	TSBS316	TC..16T3..	SBS316	TP..1103..	SBS316A	TP..1103..	16	16	120	0.26
	TBS319	CC..1204..	TSBS319	TC..16T3..	SBS319	TP..1603..	SBS319A	TP..1603..	19	19	140	0.40
	TBS325	CC..1204..	TSBS325	TC..16T3..	SBS325	TP..1603..			25	25	150	0.73
	TBS406	CC..0602..	TSBS406	TC..0902..	SBS406	TP..0902..			6	6	55	0.03
	TBS408	CC..0602..	TSBS408	TC..0902..	SBS408	TP..0902..	SBS408A	TP..0902..	8	8	55	0.04
	TBS410	CC..0602..	TSBS410	TC..0902..	SBS410	TP..0902..	SBS410A	TP..0902..	10	10	65	0.06
	TBS413	CC..09T3..	TSBS413	TC..1102..	SBS413	TP..1103..	SBS413A	TP..1103..	13	13	80	0.12
	TBS416	CC..09T3..	TSBS416	TC..16T3..	SBS416	TP..1103..	SBS416A	TP..1103..	16	16	120	0.26
	TBS419	CC..1204..	TSBS419	TC..16T3..	SBS419	TP..1603..	SBS419A	TP..1603..	19	19	140	0.41
	TBS425	CC..1204..	TSBS425	TC..16T3..	SBS425	TP..1603..			25	25	150	0.73
	TBS906	CC..0602..	TSBS906	TC..0902..	SBS906	TP..0902..			6	6	55	0.03
	TBS908	CC..0602..	TSBS908	TC..0902..	SBS908	TP..0902..	SBS908A	TP..0902..	8	8	55	0.04
	TBS910	CC..0602..	TSBS910	TC..0902..	SBS910	TP..0902..	SBS910A	TP..0902..	10	10	65	0.06
	TBS913	CC..09T3..	TSBS913	TC..1102..	SBS913	TP..1103..	SBS913A	TP..1103..	13	13	80	0.12
	TBS916	CC..09T3..	TSBS916	TC..16T3..	SBS916	TP..1103..	SBS916A	TP..1103..	16	16	120	0.26
	TBS919	CC..1204..	TSBS919	TC..16T3..	SBS919	TP..1603..			19	19	140	0.42
	TBS925	CC..1204..	TSBS925	TC..16T3..	SBS925	TP..1603..			25	25	150	0.73
	TBS906L	CC..0602..							6	6	55	0.03
	TBS908L	CC..0602..							8	8	55	0.04
	TBS910L	CC..0602..							10	10	65	0.06
	TBS913L	CC..09T3..							13	13	80	0.12
	TBS916L	CC..09T3..							16	16	120	0.26
	TBS919L	CC..1204..							19	19	140	0.40
	TBS925L	CC..1204..							25	25	150	0.73
	BSB916				BSB916	TP..1103..			16	16	125	0.30
	BSB920				BSB920	TP..1103..			20	20	150	0.40
	BSB925				BSB925	TP..1103..			25	25	150	0.73

Insert	Screw	Wrench	Insert	Screw	Wrench	Insert	Screw	Wrench
CC..0602..	MS2506A	ETF09	TC..0902..	MS2206A	ETF07	TP..0902..	MS2506A	ETF09
CC..09T3..	MS4011A	ETF15	TC..1102..	MS2506A	ETF09	TP..1103..	MS3008A	ETF09
CC..1204..	MS5011A	ETF20	TC..16T3..	MS4011A	ETF15	TP..1603..	MS4011A	ETF15