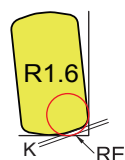
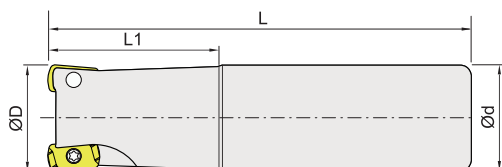



編製CAM程序時，請將MFH設為圓弧頭銑刀，此時的近似刀尖圓弧半徑RE值及切削殘留量
When using the MFH, please program the approximate radius as indicated.
The approximate uncut portions for the program are as follows.

| 刀片大小 Item size | 近似RE(mm) Approx. RE | 殘留量K(mm) Remains |
|-------------------|------------------------|---------------------|
| LOGU03 | 1.6 | 0.39 |



內徑車刀
BORING BARS

外徑車刀
TOOLHOLDERS

牙刀及開槽刀
THREADING & GROOVING

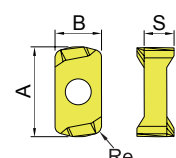
銑刀
MILLING

孔加工
BORING TOOLS COMPONENTS

配件
SPARE PARTS

| | Item code | | Dimensions,mm | | | | Teeth | Insert | Spare parts | Weight Kg |
|------------|--------------------|-----------|---------------|----|-----|----|-------|-----------|-------------|-----------|
| | 無水孔Non-coolant | 水孔Coolant | D | d | L | L1 | | | | |
| NEW | MFH03-162-S16-150T | | 16 | 16 | 150 | 30 | 2 | LOGU03... | ① | 0.24 |
| NEW | MFH03-172-S16-150T | | 17 | 16 | 150 | 25 | 2 | | | 0.24 |
| NEW | MFH03-203-S20-150T | | 20 | 20 | 150 | 35 | 3 | | | 0.37 |
| NEW | MFH03-213-S20-150T | | 21 | 20 | 150 | 30 | 3 | | | 0.37 |
| NEW | MFH03-254-S25-150T | | 25 | 25 | 150 | 40 | 4 | | | 0.58 |
| NEW | MFH03-254-S25-200T | | 25 | 25 | 200 | 40 | 4 | | | 0.77 |
| NEW | MFH03-264-S25-150T | | 26 | 25 | 150 | 35 | 4 | | | 0.58 |
| NEW | MFH03-264-S25-200T | | 26 | 25 | 200 | 35 | 4 | | | 0.77 |
| NEW | MFH03-325-S32-150T | | 32 | 32 | 150 | 50 | 5 | | | 0.95 |
| NEW | MFH03-325-S32-200T | | 32 | 32 | 200 | 50 | 5 | | | 1.26 |
| NEW | MFH03-335-S32-150T | | 33 | 32 | 150 | 40 | 5 | 0.95 | | |
| NEW | MFH03-335-S32-200T | | 33 | 32 | 200 | 40 | 5 | 1.26 | | |

| 被切削材 Workpiece material | Steel 鋼 | P | ● | | | ● |
|----------------------------|------------------------|---|---|---|---|---|
| | Stainless steel 不銹鋼 | M | ● | | ● | ● |
| | Cast iron 鑄鐵 | K | | ● | | ● |
| | Non-ferrous metal 非鐵金屬 | N | | | | |

| Insert Shape | Description | GRADE 材質 | | | | Dimensions,mm | | | |
|---|------------------|-----------|--------|-------|-------|---------------|-----|------|-----|
| | | Coated 塗層 | | | | A | B | S | Re |
| | | PR1525 | PR1510 | QV330 | MW913 | | | | |
|  | LOGU030310ER-GM | ● | ○ | | | 11.9 | 6.2 | 3.96 | 1.0 |
| | LOGU030310ER-GMZ | | | ● | | | | | |
| | LOGU030310ER-GS | | | | ○ | | | | |