

BORING BARS
內徑車刀


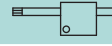
TOOLHOLDERS
外徑車刀

THREADING & GROOVING
牙刀 & 開槽刀

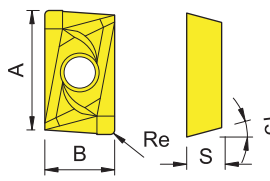
MILLING
銑刀

BORING TOOLS COMPONENTS
孔加工

SPARE PARTS
配件

Item code	Dimensions,mm				Teeth	Insert	Screw 	Wrench 	Weight Kg
	D	d	L	L1					
MEA3-121-S12-120	12	12	120	25	1	NDKW090304ER	MS2506A	ETF09	0.11
MEA3-141-S16-100	14	16	100	28	1				0.16
MEA3-141-S16-150	14	16	150	28	1				0.24
MEA3-162-S16-200	16	16	200	30	2				0.32
MEA3-172-S16-150	17	16	150	20	2				0.24
MEA3-172-S16-200	17	16	200	20	2				0.32
MEA3-182-S20-150	18	20	150	30	2				0.37
MEA3-182-S20-200	18	20	200	30	2				0.49
MEA3-212-S20-150	21	20	150	25	2				0.37
MEA3-212-S20-200	21	20	200	25	2				0.49
MEA3-213-S20-150	21	20	150	25	3				0.37
MEA3-213-S20-200	21	20	200	25	3				0.49
MEA3-263-S25-150	26	25	150	35	3				0.58
MEA3-263-S25-200	26	25	200	35	3				0.77

被切削材 Workpiece material	Steel 鋼	P	●	
	Stainless steel 不銹鋼	M	●	
	Cast iron 鑄鐵	K		●
	Non-ferrous metal 非鐵金屬	N		

Insert Shape	Description	GRADE 材質		Dimensions,mm			
		Coated 塗層	Uncoated 無塗層	A	B	S	Re
		PR660	KW10				
	NDKT090304ER-V			9.5	6.35	3.18	0.4