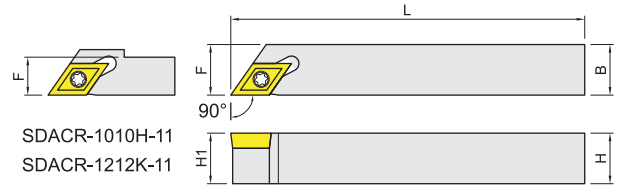


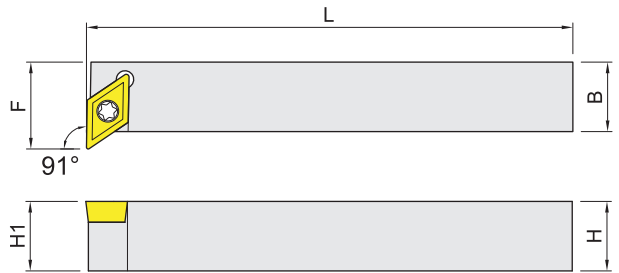
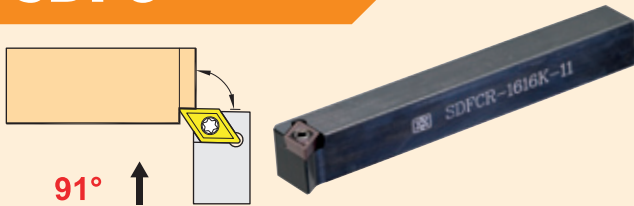
SDAC



Right-hand shown

Item code	Dimensions,mm				Insert	Screw	Wrench	Weight Kg
	H(H1)	B	L	F				
SDACR/L-1010H-07	10	10	100	10	DC..0702..	MS2506B	ETF09	0.08
SDACR/L-1212K-07	12	12	125	12				0.14
SDACR/L-1616K-07	16	16	125	16				0.25
SDACR-4.4K-07	12.7	12.7	125	12.7				0.16
SDACR-1010H-11	10	10	100	10	DC..11T3..	MS4009A MS4011A	ETF15	0.08
SDACR-1212K-11	12	12	125	12				0.14
SDACR-1616K-11	16	16	125	16				0.25
SDACR-2020K-11	20	20	125	20				0.39

SDFC



Right-hand shown

Item code	Dimensions,mm				Insert	Screw	Wrench	Weight Kg
	H(H1)	B	L	F				
SDFCR/L-1212K-07	12	12	125	16	DC..0702..	MS2506B	ETF09	0.15
SDFCR/L-1212K-11	12	12	125	19	DC..11T3..	MS4011A	ETF15	0.15
SDFCR/L-1616K-11	16	16	125	20				0.26

內徑車刀
BORING BARS

外徑車刀
TOOLHOLDERS

牙刀 & 開槽刀
THREADING & GROOVING

銑刀
MILLING

孔加工
BORING TOOLS COMPONENTS

配件
SPARE PARTS