

PPHT R角精銑刀 RADIUS PRECISION CUTTERS (PPHT)

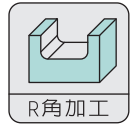


FIG-1


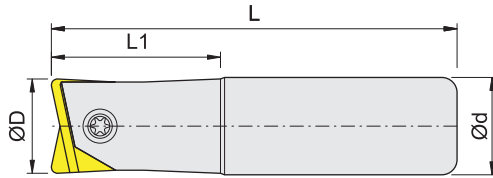


FIG-2

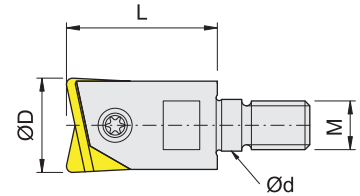


FIG-1 Item code	Dimensions,mm				Teeth	Insert	Screw	Wrench	Weight Kg
	D	d	L	L1					
PPHT12-S12-150	12	12	150	32	1	SUFT12R10..	DVF6242	ETF10	0.13
PPHT16-S16-150	16	16	150	36	1	SUFT16R10..	DVF6244	ETL15	0.24
PPHT16-S16-200	16	16	200	36	1	SUFT16R10..	DVF6244	ETL15	0.32
PPHT20-S20-150	20	20	150	45	1	SUFT20R15..	DVF6246	ETL20	0.37
PPHT20-S20-200	20	20	200	45	1	SUFT20R15..	DVF6246	ETL20	0.49

FIG-2 Item code	Dimensions,mm				Teeth	Insert	Screw	Wrench	Weight Kg
	D	d	L	M					
PPHT12-MD11	12	6.5	22	M6	1	SUFT12R10..	DVF6242	ETF10	0.03
PPHT16-MD14	16	8.5	28	M8	1	SUFT16R10..	DVF6244	ETL15	0.04
PPHT20-MD18	20	10.5	30	M10	1	SUFT20R15..	DVF6246	ETL20	0.07

被切削材 Workpiece material	Steel 鋼	P	●	●
	Stainless steel 不銹鋼	M	●	●
	Cast iron 鑄鐵	K	●	●
	Non-ferrous metal 非鐵金屬	N		

Insert Shape	Description	GRADE 材質		Dimensions,mm			
		Coated 塗層		D	S	L	Re
		NW948	JC8015				
	SUFT12R10	●		12	3	10	1.0
	SUFT16R10	●		16	4	12	1.0
	SUFT20R15	●		20	5	15	1.5
	RNM-120-R10		○	12	3	10	1.0
	RNM-160-R10		○	16	4	12	1.0
	RNM-200-R15		○	20	5	15	1.5

內徑車刀
BORING BARS

外徑車刀
TOOLHOLDERS

牙刀 & 開槽刀
THREADING & GROOVING

銑刀
MILLING

孔加工
BORING TOOLS COMPONENTS

配件
SPARE PARTS