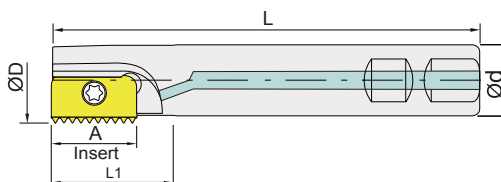


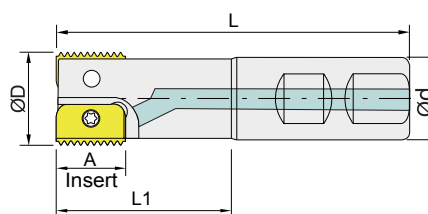
Single Insert Toolholders

Item code		Dimensions,mm							Teeth	Spare parts	Weight Kg
無水孔Non-coolant	水孔Coolant	A	D	d	d1	L	L1				
NEW MTSR12-101-U20-085	MTSR12-101-W20-085	12	9.9	20	7.5	85	16	1	①	0.19	
NEW MTSR14-141-U20-085	MTSR14-141-W20-085	14	14.5	20	11	85	25	1	②	0.17	
NEW MTSR21-211-U20-094	MTSR21-211-W20-094	21	21	20	16.5	94	40	1	③	0.23	
NEW MTSR40-481-U40-153	MTSR40-481-W40-153	40	48	40	35	153	78	1	⑤	1.29	




Long Shank Toolholders

Item code		Dimensions,mm							Teeth	Spare parts	Weight Kg
無水孔Non-coolant	水孔Coolant	A	D	d	L	L1					
NEW MTSR21-251-U20-125	MTSR21-251-W20-125	21	25	20	125	28	1	③	0.31		
NEW MTSR30-311-U25-150	MTSR30-311-W25-150	30	31	25	150	42	1	④	0.58		
NEW MTSR30-381-U32-150	MTSR30-381-W32-150	30	38	32	150	43	1	④	0.94		



Twin Insert Toolholders

Item code		Dimensions,mm							Teeth	Spare parts	Weight Kg
無水孔Non-coolant	水孔Coolant	A	D	d	d1	L	L1				
NEW MTSR14-202-U20-093	MTSR14-202-W20-093	14	20	20	16	93	41	2	②	0.22	
NEW MTSR21-302-U25-108	MTSR21-302-W25-108	21	30	25	24	108	52	2	③	0.42	
NEW MTSR30-402-U32-130	MTSR30-402-W32-130	30	40	32	30	130	70	2	④	0.72	
NEW MTSR40-502-U40-153	MTSR40-502-W40-153	40	50	40	38	153	78	2	⑤	1.29	

Spare parts	Insert	Screw 	Wrench
①	12I	MS2506J	ETF08
②	14I/E	MS3008A	ETF09
③	21I/E	MS4011D	ETF15
④	30I/E	MS5015H	ETL25
⑤	40I/E	MS5022H	ETL25

內徑車刀
BORING BARS

外徑車刀
TOOLHOLDERS

牙刀 & 開槽刀
THREADING & GROOVING

銑刀
MILLING

孔加工
BORING TOOLS COMPONENTS

配件
SPARE PARTS