



FIG-1

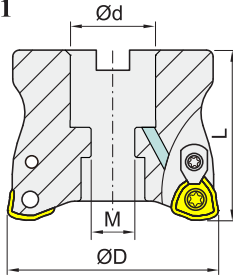
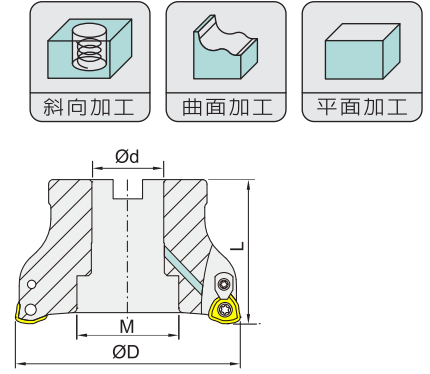


FIG-2



Metric

FIG-1 Item code		Dimensions,mm				Teeth	Insert	Spare parts	Weight Kg
無水孔Non-coolant	水孔Coolant	D	d	L	L1				
NEW	AJX09-052A05R-A22.0	52	22.0	50	11	5	JD..09T3..	①	0.37
	AJX12-050A03R-22.0	50	22.0	50	11	3	JD..1204..	②	0.46
	AJX12-050A04R-22.0	50	22.0	50	11	4			0.41
NEW	AJX12-052A04R-A22.0	52	22.0	50	11	4			0.43
	AJX12-063A04R-22.0	63	22.0	50	11	4			0.76
	AJX14-063A04R-22.0	63	22.0	50	11	4	JD..1405..	③	0.69

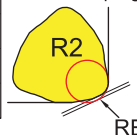
Inch

FIG-1 Item code		Dimensions,mm				Teeth	Insert	Spare parts	Weight Kg	
無水孔Non-coolant	水孔Coolant	D	d	L	M					
	AJX12-06304CR-25.4	63	25.4	50	13	4	JD..1204..	②	0.74	
	AJX12-06604CR-25.4	66	25.4	50	13	4			0.78	
	AJX12-08004CR-25.4	80	25.4	50	13	4			1.08	
	AJX12-08006CR-25.4	80	25.4	50	13	6			1.06	
NEW	AJX12-10007R-31.75※	AJX12-10007R-A31.75※	100	31.75	63	45	7		2.61	
	AJX14-06304CR-25.4		63	25.4	50	13	4	JD..1405..	③	0.67
	AJX14-06604CR-25.4		66	25.4	50	13	4		0.74	
	AJX14-08004DR-31.75		80	31.75	63	17	4		1.49	
	AJX14-10005DR-31.75		100	31.75	63	17	5		2.61	

※表示參考FIG-2 (※ Refer to FIG-2)

Insert	Spare parts	Screw	Wrench	Clamp	Wrench
JD..09T3...	①	MS3509B	--	MC35-3V	ETF15
JD..1204...	②	MS4011G	--	MC35-3V	ETF15
JD..1405...	③	MS5011A	--	MC50V	ETF20

編製CAM程序時，請將AJX設為圓弧頭銑刀，此時的近似刀尖圓弧半徑RE值及切削殘留量
When using the AJX, please program the approximate radius as indicated. The approximate uncut portions for the program are as follows.



刀片大小 Item size	近似RE(mm) Approx. RE	殘留量K(mm) Remains
6	2.0	0.33
8	2.5	0.46
12	3.0	0.630
14	3.0	0.64

被切削材 Workpiece material	Steel 鋼	P	●	●
	Stainless steel 不銹鋼	M	●	●
Cast iron 鑄鐵	K	●	●	
Non-ferrous metal 非鐵金屬	N			

Insert Shape	Description	GRADE 材質		Dimensions,mm				
		Coated 塗層		A	B	S	Re	θ°
		NW948	JP4120					
	JDMT09T320ZDSR-JM	●			9.525	3.97	2.0	15
	JDMT120420ZDSR-JM	●			12.00	4.76	2.0	15
	JDMW140520ZDSR-FT	●			14.00	5.56	2.0	15
	WDNW120420		○		12.00	4.76	2.0	15
	WDNT140520		○		14.00	5.56	2.0	15