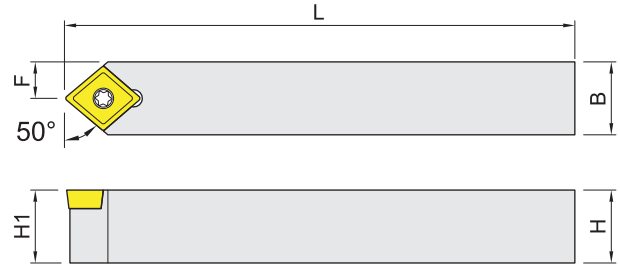
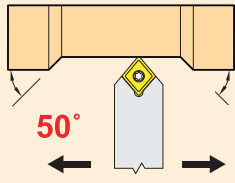
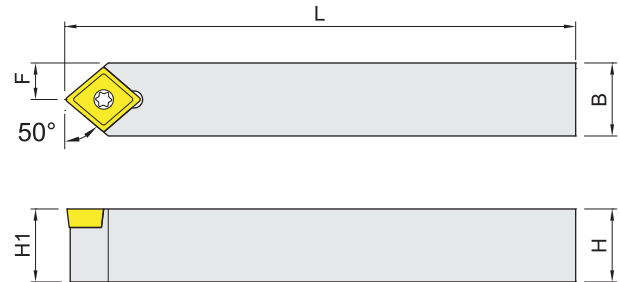
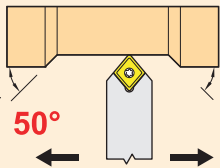


SCNC



Item code	Dimensions,mm				Insert	Screw	Wrench	Weight Kg
	H(H1)	B	L	F				
SCNCN-1616K-06	16	16	125	8	CC..0602..	MS2506A	ETF09	0.26
SCNCN-1212H-09	12	12	100	6	CC..09T3..	MS4011A	ETF15	0.12
SCNCN-1212K-09	12	12	125	6				0.17
SCNCN-1616K-09	16	16	125	8				0.26
SCNCN-2020K-09	20	20	125	10				0.41
SCNCN-2525M-09	25	25	150	12.5				0.77
SCNCN-1616K-12	16	16	125	8	CC..1204..	MS5011A	ETF20	0.26
SCNCN-2020K-12	20	20	125	10	CC..1204..	MS5011A	ETF20	0.41
SCNCN-2525M-12	25	25	150	12.5				0.77

SCNP



Item code	Dimensions,mm				Insert	Screw	Wrench	Weight Kg
	H(H1)	B	L	F				
SCNPN-1212K-09	12	12	125	6	CP..0903..	MS4011A	ETF15	0.15
SCNPN-1616K-09	16	16	125	8				0.26
SCNPN-2020K-09	20	20	125	10				0.41
SCNPN-2525M-09	25	25	150	12.5				0.77

BORING BARS
內徑車刀

TOOLHOLDERS
外徑車刀

THREADING & GROOVING
牙刀 & 開槽刀

MILLING
銑刀

BORING TOOLS COMPONENTS
孔加工

SPARE PARTS
配件