



FIG-1

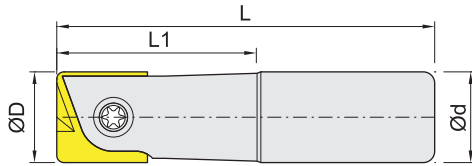


FIG-2

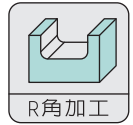
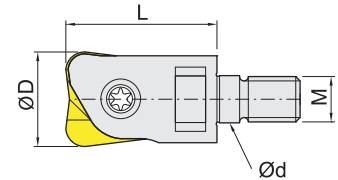
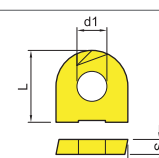
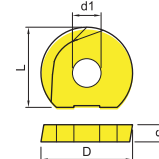
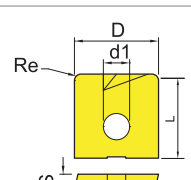


FIG-1 Item code	Dimensions,mm				Teeth	Insert	Screw	Wrench	Weight Kg
	D	d	L	L1					
GWV12-S12-150	12	12	150	30	1	WPV 12-N-Slst	MGR5012	ETL20	0.13
GWV16-S16-150	16	16	150	35	1	WPV 16-N-Slst	MGR5016	ETL20	0.24
GWV16-S16-200	16	16	200	35	1				0.32
GWV20-S20-150	20	20	150	40	1	WPV 20-N-Slst	MGR5020	ETL20	0.37
GWV20-S20-200	20	20	200	40	1				0.49

FIG-2 Item code	Dimensions,mm				Teeth	Insert	Screw	Wrench	Weight Kg
	D	d	L	M					
GWV20-MD18	20	10.5	30	M10	1	WPV 20-N-Slst	MGR5020	ETL20	0.07
GWV25-MD23	25	12.5	40	M12	1	WPV 25-N-Slst	MGR6025	ETL30	0.15

被切削材 Workpiece material	Steel 鋼		P	●
	Stainless steel 不銹鋼		M	●
	Cast iron 鑄鐵		K	●
	Non-ferrous metal 非鐵金屬		N	●

Insert Shape	Description	GRADE 材質		Dimensions,mm				
		Coated 塗層		D ⁺⁰ _{-0.03}	S	d1	L	Re
		GA45						
	WGRMT-D08-FR	●		8	2.0	3	9.5	--
	WGRMT-D10-FR	●		10	2.5	4	11.5	--
	WGRMT-D12-FR	●		12	2.5	5	12.0	--
	WGRMT-D16-FR	●		16	3.0	5	14.0	--
	WGRMT-D20-FR	●		20	3.0	5	16.0	--
	WGRMT-D25-FR	●		25	4.0	6	21.5	--
	WGRMT-D30-FR	●		30	5.0	8	25.5	--
	WGRMT-D32-FR	○		32	5.0	8	26.0	--
	WPV 12-N-Slst	●		12	2.5	5	14.0	1.0
	WPV 16-N-Slst	●		16	3.0	5	16.0	1.0
	WPV 20-N-Slst	●		20	3.0	5	18.0	1.6
	WPV 25-N-Slst	●		25	4.0	6	23.5	2.0

內徑車刀
BORING BARS

外徑車刀
TOOLHOLDERS

牙刀 & 開槽刀
THREADING & GROOVING

銑刀
MILLING

孔加工
BORING TOOLS COMPONENTS

配件
SPARE PARTS