

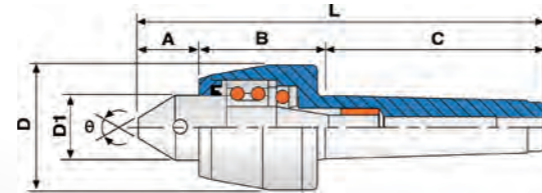
替換式高速頂針(螺帽型)

INTERCHANGEABLE HIGH-SPEED LIVE CENTER (WITH NUT)

R.P.M: 3500- 5000 MT/MK. 3, 4, 5

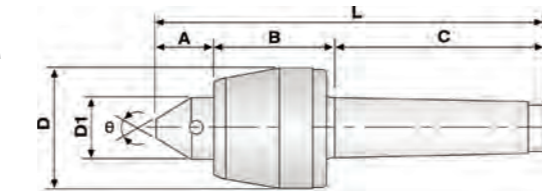
NCS

型 LIVE CENTER



NCS-T

型 LIVE CENTER



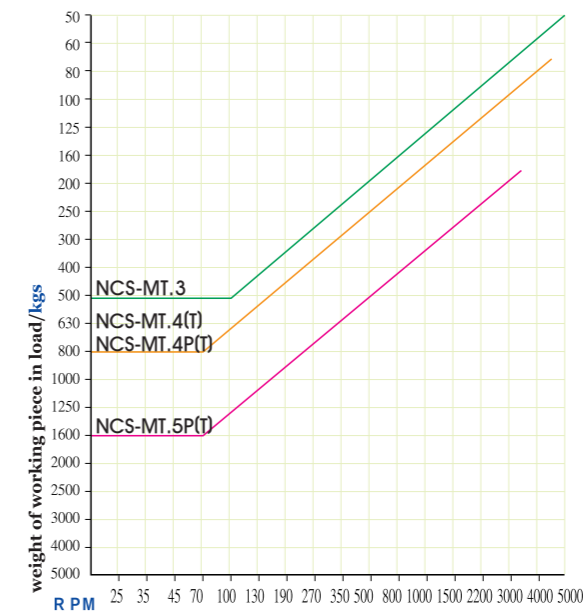
MORES TAPER MT / MK	DIMENSIONS (mm)		
	A	B	C
NCS-MT.4(T) NCS-MT.4P(T)	69	M60 x 1.5	20
NCS-MT.5P(T)	92	M80 x 1.5	25

NCS

型 LIVE CENTER

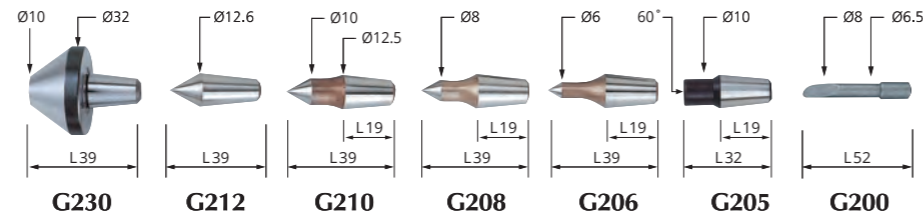
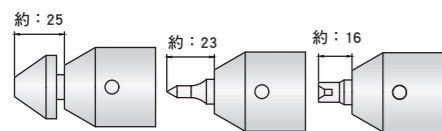
1. 前端使用雙列滾珠軸承及止推軸承，滾針軸承之組合。
2. 適用於CNC車床，具中負荷使用與防水性。
3. 車床尾座調整壓力建議5~8公斤。

1. Center shaft is made of alloy steel and hardened through vacuum heat treatment to provide higher rigidity HRC60°±1°
 2. Center is fitted with dual ball bearing, thrust bearing and needle roller bearing assembly, the waterproof is maze type.
 3. The tailstock pressure of lathe adjusts to five to eight kilograms. (for reference)
- ※ Applicable to high speed lathes and CNC lathes with heavy loads.



NCS-MT.3 | NCS-MT.4(T)

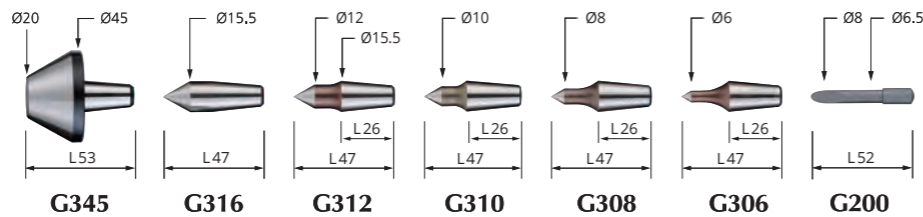
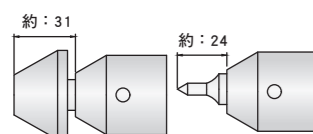
※ G2頂針仔-安裝示意圖



單位/Unit:mm

NCS-MT.4P(T) | NCS-MT.5P(T)

※ G3頂針仔-安裝示意圖



單位/Unit:mm

ORDER NO.	MORES TAPER MT/MK	A	B	C	D	D1	L	Co 精度 Accuracy	Max R.P.M	θ	G.W. WEIGHT kgs	包裝尺寸 L x W x H
08030023	NCS-MT.3	28	55	86	53	30	169	0.005	5000 R.P.M	60°	1.50 kgs	235 x 130 x 100
08030024	NCS-MT.4	30	62	108	63	32	196	0.005	4500 R.P.M	60°	2.16 kgs	238 x 132 x 80
08030034	NCS-MT.4P	30	62	108	63	32	196	0.005	4500 R.P.M	60°	2.70 kgs	263 x 100 x 90
08030035	NCS-MT.5P	32	71	136	83	40	266	0.005	3500 R.P.M	60°	5.00 kgs	320 x 118 x 110
080300604	NCS-MT.4T	30	62	108	63	32	196	0.005	4500 R.P.M	60°	2.54 kgs	263 x 100 x 90
08030064	NCS-MT.4PT	30	62	108	63	32	196	0.005	4500 R.P.M	60°	3.08 kgs	263 x 100 x 90
08030065	NCS-MT.5PT	32	71	136	83	40	266	0.005	3500 R.P.M	60°	5.35 kgs	235 x 130 x 100