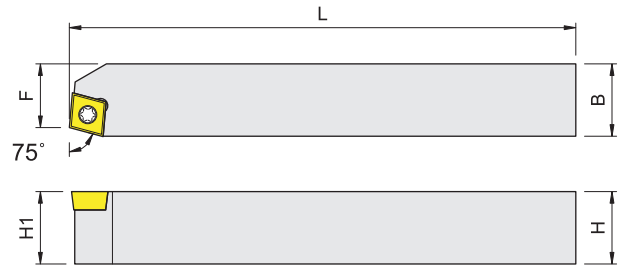

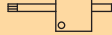


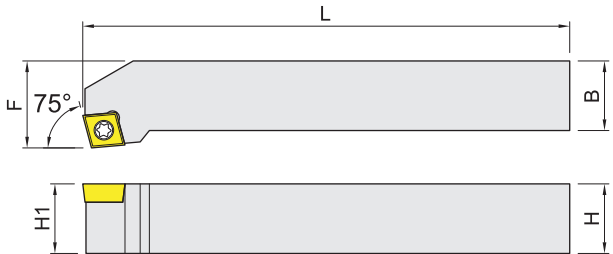

SCBC




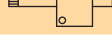
Right-hand shown

| Item code | Dimensions,mm | | | | Insert | Screw  | Wrench  | Weight Kg |
|------------------|---------------|----|-----|------|------------|--|---|--------------|
| | H(H1) | B | L | F | | | | |
| SCBCR/L-1616K-09 | 16 | 16 | 125 | 13.5 | CC..09T3.. | MS4011A | ETF15 | 0.26 |
| SCBCR/L-2020K-09 | 20 | 20 | 125 | 17.5 | | | | 0.41 |
| SCBCR/L-2525M-09 | 25 | 25 | 150 | 22.5 | | | | 0.74 |

SCKC



Right-hand shown

| Item code | Dimensions,mm | | | | Insert | Screw  | Wrench  | Weight Kg |
|------------------|---------------|----|-----|----|------------|--|---|--------------|
| | H(H1) | B | L | F | | | | |
| SCKCR/L-1212K-09 | 12 | 12 | 125 | 16 | CC..09T3.. | MS4011A | ETF15 | 0.15 |
| SCKCR/L-1616K-09 | 16 | 16 | 125 | 20 | | | | 0.26 |
| SCKCR/L-2020K-09 | 20 | 20 | 125 | 25 | | | | 0.41 |
| SCKCR/L-2525M-09 | 25 | 25 | 150 | 32 | | | | 0.77 |